

Writing



- LA.6.1.7.1
- LA.6.2.1.3
- LA.6.2.2.3
- LA.6.3.1.1
- LA.6.3.4
- LA.6.4.2.2
- LA.6.4.3
- LA.6.6.2.2

- LA.7.1.6.1
- LA.7.1.7.1
- LA.7.2.1.7
- LA.7.3.1
- LA.7.3.1.3
- LA.7.3.4
- LA.7.4.2.2
- LA.7.4.3
- LA.7.6.2.1
- LA.7.6.2.2

- LA.8.1.6.1
- LA.8.1.7.1
- LA.8.2.1.3
- LA.8.2.2.3
- LA.8.3.1.2
- LA.8.3.1.3
- LA.8.3.4
- LA.8.4.3
- LA.8.6.2.1
- LA.8.6.2.2

- Identify pre-writing strategies
- Organize information from selected literature and content area texts
- Write a simple sentence or phrase with some assistance
- Identify and write simple declarative, interrogative, exclamatory and imperative sentences
- Complete basic business forms in which information such as one's name, address, and telephone number is requested
- Recognize common conventions in writing such as grammar, spelling, punctuation, and capitalization
- Use the dictionary to translate from home language to English language and locate meanings and spellings of words
- Write a brief narrative by using a few simple sentences that include the setting and some details
- Use literary devices in creation of written communication

- Brainstorm and list words related to a specific topic (i.e. space travel) in pairs or small groups. **LA.6.1.7.1, LA.7.1.7.1, LA.8.1.7.1**
- Rewrite the lyrics to a familiar song accessing a word bank. **LA.7.1.6.1, LA.8.1.6.1**
- Complete forms, charts, and graphs to organize information. **LA.7.6.2.2, LA.8.2.2.3**
- Locate information and write about a given topic. **LA.6.6.2.2, LA.7.6.2.1, LA.8.6.2.1**
- Categorize names of informational resources on note cards. **LA.6.2.2.3, LA.7.4.2.2, LA.8.6.2.2**
- Utilize a graphic organizer and create an "I like... /I don't like..." list then begin drafting an autobiography **LA.6.3.1.1, LA.7.3.1, LA.8.3.1.2**
- Correct common errors in spelling, capitalization, punctuation, and grammar. **LA.6.3.4, LA.7.3.4, LA.8.3.4**
- Copy the alphabet legibly. **LA.6.4.2.2, LA.7.3.1.3, LA.8.3.1.3**
- Alphabetize a list of various family activities. **LA.6.4.2.2, LA.7.3.1.3, LA.8.3.1.3**
- Write simple sentences for a specific purpose or occasion (i.e. birthday, coming to U.S., graduation). **LA.6.4.3, LA.7.4.3, LA.8.4.3**
- Compose a sentence using alliteration. **LA.6.2.1.3, LA.7.2.1.7, LA.8.2.1.3**

Vocabulary/ Structure



- LA.6.1.2
- LA.6.2.1.7

- LA.7.1.2
- LA.7.1.6.1
- LA.7.2.1.3

- LA.8.1.2
- LA.8.1.6.1
- LA.8.2.1.3




- Use a heritage dictionary to translate from home language to English, locate meanings and spellings of words
- Use a standard dictionary to find the meaning of known and unknown words
- Identify strategies to highlight key words in a text
- Produce simple vocabulary (single words or short phrases) to communicate basic needs in social and academic settings (e.g. locations, greetings, classroom objects)
- Use acquired vocabulary to compose correct sentences
- Identify word conventions such as contractions and possessives
- Acquire knowledge of vocabulary words in oral and written communication

- Recognize and use interpersonal vocabulary to communicate basic needs. **LA.7.1.6.1, LA.8.1.6.1**
- Identify Tier 1/high frequency words in the lyrics of a simple popular song. **LA.7.1.6.1, LA.8.1.6.1**
- Draw and label basic math and science terms. **LA.7.1.6.1, LA.8.1.6.1**
- Use vocabulary words in simple sentences or paragraph frames. **LA.7.1.6.1, LA.8.1.6.1**
- Initiate a personal vocabulary notebook. **LA.7.1.6.1, LA.8.1.6.1**
- Use strategies (i.e. VIS, Frayer Model, etc.) to reinforce and remember the meanings of new words. **LA.6.1.2, LA.7.1.2, LA.8.1.2**
- Categorize formal and informal vocabulary/phrases.
- Use appropriate adjectives and nouns to create similes by completing a cloze activity. **LA.6.2.1.7, LA.7.2.1.3, LA.8.2.1.3**



Middle School Instructional Framework Developmental Language Arts through ESOL 1st Nine Weeks

1st Nine Weeks

Course Components	Standards	Objectives	Student Performance Indicators
<p>Listening/Viewing</p> 	<p>LA.6.1.1 LA.6.1.6.2 LA.6.5.2.1</p> <p>LA.7.1.1 LA.7.1.6.1 LA.7.1.6.2 LA.7.5.2.1</p> <p>LA.8.1.1 LA.8.1.6.1 LA.8.1.6.2 LA.8.5.2.1 LA.8.5.2.2</p>	<p>The student will:</p> <ul style="list-style-type: none"> • Listen attentively to stories and information and orally identify key details and concepts • Follow one-step oral directions • Recognize phonemic sounds, including short, long, r-controlled, medial vowels, initial and final consonant sounds, blends, digraphs, and words ending in /s/, /z/, /ez/, /ch/, /sh/, and past tense of regular verbs ending in /t/, /d/ sounds • Identify rhyming words given visual or oral cues • Ask questions and make comments and observations that reflect understanding and application of content processes or experiences 	<p>To demonstrate the achievement of the standard, the student will:</p> <ul style="list-style-type: none"> • Listen to a familiar song, read the lyrics, and chorally practice the song. LA.7.1.6.1, LA.8.1.6.1 • Interview classmates using teacher guided questions. Introduce classmates and tell what he has learned about them. LA.6.5.2.1, LA.7.5.2.1, LA.8.5.2.1 • Select a book at his ability level, meet with a partner to discuss selections, and respond to informational presentations. LA.6.1.6.2, LA.7.1.6.2, LA.8.1.6.2 • Recognize and orally respond to non-verbal cues, such as movements, gestures, and facial expressions. LA.7.5.2.1, LA.8.5.2.2 • Listen/view a short story on video then ask and answer “wh” questions related to setting, character, conflict, and resolution using graphic organizers such as maps and summary charts. LA.8.5.2.1 • Work in pairs to act out an emotion using appropriate language, volume, stress, enunciation, eye contact, and gestures. LA.6.1.1, LA.7.1.1, LA.8.1.1 • Ask and answer questions by using simple sentences or phrases. LA.7.5.2.1
<p>Speaking</p> 	<p>LA.6.2.1.3 LA.6.5.2.2</p> <p>LA.7.2.1.7 LA.7.5.2.1 LA.7.5.2.3</p> <p>LA.8.2.1.3 LA.8.5.2.3 LA.8.5.2.5</p>	<ul style="list-style-type: none"> • Respond individually to greetings, farewells, and reply to teacher-directed questions • Orally communicate basic needs (e.g. “I need to borrow a pencil.”) • Demonstrate nonverbal cues to convey a message to an audience (i.e. movement, gestures, facial expressions) • Participate in group activities, such as choral reading, call and response, and role playing • Respond by asking questions and develop comments and observations that reflect understanding and application of content processes or experiences 	<ul style="list-style-type: none"> • Respond to and demonstrate understanding of verbal/nonverbal cues as ways to convey meaning to an audience. LA.8.5.2.5 • View pictures depicting various jobs and careers and orally identify each picture by asking/answering questions relating to each one. LA.7.5.2.1 • Utilize autobiographical information to answer simple questions (i.e. Where were you born?). LA.6.5.2.2, LA.7.5.2.3 • Create figurative language (i.e. simile or personification) when discussing pictures. LA.6.2.1.3, LA.7.2.1.7, LA.8.2.1.3 • Read declarative words or phrases with varying intonations, stress, or rhythms in order to change the meaning. LA.8.5.2.3
<p>Reading/Literature</p> 	<p>LA.6.1.6.4 LA.6.1.7.1 LA.6.1.7.2 LA.6.1.7.8 LA.6.2.2.2 LA.6.2.2.3 LA.6.6.2.2</p> <p>LA.7.1.1 LA.7.1.2 LA.7.1.6.3 LA.7.1.7.1 LA.7.1.7.2 LA.7.2.1.2 LA.7.2.1.7 LA.7.2.2.2 LA.7.3.1.3 LA.7.4.2.2 LA.7.6.2.1</p> <p>LA.8.1.1 LA.8.1.2 LA.8.1.6.3 LA.8.1.7.1 LA.8.1.7.2 LA.8.1.7.8 LA.8.2.1.2 LA.8.2.1.3 LA.8.2.2.2 LA.8.3.1.3 LA.8.6.2.2</p>	<ul style="list-style-type: none"> • Build background knowledge through pre-reading activities • Predict what a reading passage is about based on titles, subtitles and illustrations • Identify pre-reading strategies • Identify the main idea and supporting details of a paragraph • Recognize the concept of cause and effect • Recognize fact and opinion • Recognize compare and contrast • Organize information through listing, alphabetizing, and categorizing while reading • Understand parts of a textbook • Identify the who, what, where, when, how, and why of a simplified literary selection • Use vocabulary strategies to understand words including denotation and connotation of words • Identify a sequence of events in a reading selection • Understand literary devices • Identify author’s purpose • Identify literary devices and elements of plot • Recognize obvious cognates (e.g. education, <i>educacion</i>, actually, <i>actualmente</i>) • Participate in echo and choral reading • Listen to stories on tapes • Read selected passages accurately, fluently, and with proper expressions 	<ul style="list-style-type: none"> • Brainstorm and list words related to a specific topic (i.e. space travel) in pairs or small groups. LA.6.1.7.1, LA.7.1.7.1, LA.8.1.7.1 • Read a weather map from a newspaper to determine appropriate dress and activities for that weather. LA.6.1.6.4, LA.7.1.6.3, LA.8.1.6.3 • Paraphrase simple sentences. LA.6.1.7.8, LA.7.1.7.1, LA.8.1.7.8 • Identify the main idea of a paragraph by answering teacher directed yes/no questions and using simple words. LA.6.2.2.2, LA.7.2.2.2, LA.8.2.2.2 • Determine the author’s purpose and orally express it in simple words. LA.6.1.7.2, LA.7.1.7.2, LA.8.1.7.2 • Locate information and write about a given topic. LA.6.6.2.2, LA.7.6.2.1, LA.8.6.2.1 • Document on note cards various sources of information (i.e. encyclopedias, newspapers, internet, etc.). LA.6.2.2.3, LA.7.4.2.2, LA.8.6.2.2 • Read simple sentences/phrases (i.e. Today is Monday) and categorize into fact and opinion. LA.6.6.2.1, LA.7.6.2.1, LA.8.6.2.2 • Sequence comics and pictures providing a brief written caption for each picture. LA.6.4.2.2, LA.7.3.1.3, LA.8.3.1.3 • Recognize words rapidly to increase reading rate. LA.6.1.1, LA.7.1.1, LA.8.1.1 • Use familiar vocabulary to compose simple sentences. Then construct a paragraph using these sentences. LA.6.1.2, LA.7.1.2, LA.8.1.2 • Listen to a poem and identify objects that are personified. LA.6.2.1.3, LA.7.2.1.2, LA.8.2.1.3 • Respond orally to prompts related to the presentation of a central conflict in a passage by answering yes/no questions. LA.6.2.1.2, LA.7.2.1.2, LA.8.2.1.2



The School Board of Broward County, Florida

Beverly A. Gallagher, Chair • Robin Bartleman, Vice Chair • Maureen S. Dinnen • Jennifer Leonard Gottlieb • Phyllis C. Hope • Stephanie Arma Kraft, Esq. • Robert D. Parks, Ed.D. • Eleanor Sobel • Benjamin J. Williams • James F. Notter, Interim Superintendent of Schools

The School Board of Broward County, Florida, prohibits any policy or procedure which results in discrimination on the basis of age, color, disability, gender, national origin, marital status, race, religion or sexual orientation. Individuals who wish to file a discrimination and/or harassment complaint may call the Director of Equal Educational Opportunities at 754-321-2150 or Teletype Machine TTY 754-321-2158. Individuals with disabilities requesting accommodations under the Americans with Disabilities Act (ADA) may call Equal Educational Opportunities (EEO) at 754-321-2150 or Teletype Machine TTY 754-321-2158. www.browardschools.com